

Model: AD-165 - STAND-BY RANGE

400/230 V - THREE-PHASE | 1.500 R.P.M. | 50 Hz

Automatic with amf/ats panel Stand-by Genset V2.




Image for guidance purposes.

PRP

CONTINUOUS POWER: 150 kVA

PRP "Prime Power" norma ISO 8528-1

LTP

STAND-BY POWER: 165 kVA

LTP "Limited Time Power" norma ISO 8528-1

ENGINE

MAKE	MODEL
DEUTZ	BF6M 1013 EC

ALTERNATOR

MAKE	MODEL
MECC-ALTE	ECP 34-2L/4

VOLTAGE	HZ	PHASE	COS Ø	PRP kVA/kW	LTP kVA/kW	AMP. (LTP)
400/230	50	3	0,8	150,0/120,0	165,0/132,0	238,44

Model: AD-165 - STAND-BY RANGE

400/230 V - THREE-PHASE | 1.500 R.P.M. | 50 Hz

ENGINE CHARACTERISTICS

MAKE	MODEL
DEUTZ	BF6M 1013 EC

General Data

Power PRP (kWm)	139.00
Power LTP (kWm)	145.80
No. cylinders	6
Cylinder capacity (L)	7.15
Diameter per stroke (mm)	108 x 130
Compression ratio	19
Cooling system	LIQUID
Injection	DIRECT
Suction	TURBO
Series regulator	MECHANICAL
Fly wheel coupling	2 - 11,5"

Lubrication system

Oil capacity (L)	20
Oil consumption (%)	0.30
Min. alarm oil pressure (bar)	2.70

Ventilation system

Air cooling flow (m ³ /h)	10800
Combustion air flow (m ³ /h)	639
Max. back pressure for fan (mbar)	0

Exhaust system

Exhaust gas flow (m ³ /h)	1799
Exhaust back pressure (mbar)	30
Temp. exhaust gases (°C)	535

Electrical system

VDC (V)	12
Battery (Ah)	120
Engine start-up (kW)	3

Model: AD-165 - STAND-BY RANGE

400/230 V - THREE-PHASE | 1.500 R.P.M. | 50 Hz

ALTERNATOR CHARACTERISTICS

MAKE	MODEL
MECC-ALTE	ECP 34-2L/4

General Data

Power PRP (kVA)	150
Power LTP (kVA)	165
Efficiency Alt. 3/4 %	93.50
Efficiency Alt. 4/4 %	93.20
No. Poles	4
Voltage regulator	DSR
No. wires	12
Insulation	H
Xd (%)	240
X'd (%)	14.80
X	6.20
Degree of protection	IP23

GENERATOR SET CONSUMPTION

% POWER USED	LITRES/HOUR
50%	19.60
75%	28.90
100%	38.50

DIMENSIONS, CAPACITIES, APPROXIMATE WEIGHT

Dimensions (mm)		
LENGTH	WIDTH	HEIGHT
2500	1035	1607
FUEL TANK (LITRES)		WEIGHT (KG)
236		1580

Model: AD-165 - STAND-BY RANGE

400/230 V - THREE-PHASE | 1.500 R.P.M. | 50 Hz



INMESOL GENERATOR SET

GENERAL DESCRIPTION

The “INMESOL” generator set is an electrical energy generating machine which is used in places where there is **no mains supply** or when there is a MAINS failure.

The mobile elements, distribution belt, fan, etc., and those parts which reach high temperatures during operation, exhaust manifold, etc, include their corresponding protections, in compliance with the requirements of the Machinery Directive **2006/42**.

REGULATIONS

The machine holds the “CE” marking, and the corresponding Declaration of Conformity is issued with each of them, in which it specifies that the machine complies with **R.D 842/2002 Low Voltage Regulations and with the European Directives:**

- 2006/42 on Safety in Machinery.
- 2006/95/CE on Electrical Safety.
- 2004/108/CE on Electromagnetic Compatibility.
- 2005/88/CE on NOISE EMISSIONS by equipment for outdoor use (for SOUNDPROOF GENERATOR SETS).

Model: AD-165 - STAND-BY RANGE

400/230 V - THREE-PHASE | 1.500 R.P.M. | 50 Hz

SB **STAND-BY**
RANGE

Scope of supply

V2 **Gensets WITH AMF/ATS PANEL and 4 Pole**
Circuit Breaker

V2



Engine/alternator monobloc directly connected and installed via silent blocks on a frame made from high tensile electro welded steel profiles that are treated with degreasing liquids and aplicated with a phosphate coat and Polyester (QUALICOAT) paint.

Fuel tank integrated in the chassis provided with fuel level jauge and fuel lines to the engine.

Engine with mechanical engine driven pusher fan.

Industrial silencer with -15 db(A) noise reduction and exhaust outlet tube.

Thermal and magnetic circuit breaker

Battery charge alternator.

Starter battery complete with cables to the engine and pole protection.

Installation prepared for earthing spike (spike not included).

Security protection for belts and moving parts as well as on electrical component.

External emergency stop push button.

Self excited and auto regulated alternator.

4 Lifting points for gen sets from 450 kVA and bigger.

Base frame prepared for trailer kit

Standard electronic speed governor on engines from 220 kVA and up.

Electric control cubicle with digital control module, automatic mains failure, manual start or remote start on signal with change over switch in the same cabinet.

Battery charger for gen set with 12VCC battery (2A).

Battery charger for gen set with 24VCC battery (5A).

Electric engine coolant preheating on gen sets with automatic mains failure controller.

Control cable of 6 m

OPTIONS

Earth fault relay

Residential silencer

V1 PREWIRED VERSION
FOR AMF

V2 GENSETS WITH AMF/ATS PANEL
AND 4 POLE CIRCUIT BREAKER

V3 GENSET WITH AMF CONTROL PANEL BUT WITHOUT ATS PANEL
AND SEPARATED ATS PANEL

ELECTRO EXIM SRL

ELECTRO EXIM SRL
21 Ialomicioarei St., sector 1, code 011277, BUCHAREST - ROMANIA
Phone: 0040 21 2231347 - 0040 744 755 390 - FAX: 0040 21 2231201
E-mail: office@electroexim.com - Web: www.electroexim.ro

Model: AD-165 - STAND-BY RANGE

400/230 V - THREE-PHASE | 1.500 R.P.M. | 50 Hz

DSE 6020 MKII AUTOMATIC CONTROL PANEL WITH AMF/ATS PANEL

V2

PROTECTION, DISTRIBUTION AND AUTOMATIC CONTROL panel which starts the generator set when it detects a mains failure and stops it when the mains is restored with the control unit DSE 6020 MKII. It also starts and stops the group manually via a pushbutton or remote start-up by contact. It incorporates change over switch. The entire assembly is in a steel enclosure separated from the gen set.



Image for guidance purposes.

It has the following:

1. EMERGENCY STOP PUSHBUTTON

2. PROTECTIONS:

Magnetothermal switch (preheating resist.) 2P (16 A)

Protection fuses for control module

3. BATTERY CHARGER

V1 PREWIRED VERSION FOR AMF

V2 GENSETS WITH AMF/ATS PANEL AND 4 POLE CIRCUIT BREAKER

V3 GENSET WITH AMF CONTROL PANEL BUT WITHOUT ATS PANEL AND SEPARATED ATS PANEL

ELECTRO EXIM SRL

ELECTRO EXIM SRL
21 Ialomicioarei St., sector 1, code 011277, BUCHAREST - ROMANIA
Phone: 0040 21 2231347 - 0040 744 755 390 - FAX: 0040 21 2231201
E-mail: office@electroexim.com - Web: www.electroexim.ro

Model: AD-165 - STAND-BY RANGE

400/230 V - THREE-PHASE | 1.500 R.P.M. | 50 Hz

DSE 6020 MKII AUTOMATIC CONTROL PANEL WITH AMF/ATS PANEL

V2

4. DSE 6020 MKII PROTECTION CONTROL MODULE.

LCD SCREEN:

It has a digital LCD screen, which provides easy reading of the information regarding the ENGINE, ALTERNATOR, MAINS and CHARGING.

ENGINE:	ALTERNATOR AND CHARGE:	MAINS:
Coolant temperature	Voltages between phases and between phases and neutral.	Frequency
Oil pressure	Intensities	Voltages between phases and neutral (L1-N, L2-N, L3-N).
Turning speed (rpm)	Frequency	Voltages between phases and (L1-L2, L2-L3, L1-L3).
Fuel level	Active Power (kW)	Active Power (kW)
Battery voltage	Reactive Power (kVAr)	Reactive Power (kVAr)
Battery alternator voltage.	Apparent Power (kVA)	Apparent Power (kVA)
Operating hours	Cos phi	Cos phi
Number of start-ups	Active energy meter (kW-h)	

CONTROL OF THE SET:

STARTS and STOPS the set AUTOMATICALLY when mains failure is detected and when it is restored, respectively.

It can also operate MANUALLY a REMOTE STAR.

Breaker control via fascia buttons.

PROTECTION OF THE ENGINE AND ALTERNATOR, WITH THE ALARMS ACTIVATED:

ENGINE:	ALTERNATOR:	MAINS:
Low oil pressure	Low and High Voltage	Low and High Voltage
High coolant temperature	Low and High Frequency	Low and High Frequency
Low and High battery Voltage.	Overload due to Intensity (A)	
Failure of the alternator to charge batteries	Power Overload (KW)	
Low fuel level		
Engine maintenance alarms for fuel filter, air filter and oil filter		

OTHER CHARACTERISTICS:

The real-time clock provides an exact record of events.	USB connectivity	Programmable clock with multiple maintenance events which can be configured for optimal motor functioning. Weekly and/or monthly programming for up to 8 startups and shutdowns per week.
Extensive number of configurable inputs and outputs.	Fully configurable via software and PC.	ALTERNATIVE CONFIGURATIONS, which open up the working possibilities
Configurable alarms and timers.	Communication via USB cable for remote control	

V1 PREWIRED VERSION FOR AMF

V2 GENSETS WITH AMF/ATS PANEL AND 4 POLE CIRCUIT BREAKER

V3 GENSET WITH AMF CONTROL PANEL BUT WITHOUT ATS PANEL AND SEPARATED ATS PANEL

ELECTRO EXIM SRL

ELECTRO EXIM SRL
21 Ialomicioarei St., sector 1, code 011277, BUCHAREST - ROMANIA
Phone: 0040 21 2231347 - 0040 744 755 390 - FAX: 0040 21 2231201
E-mail: office@electroexim.com - Web: www.electroexim.ro

Model: AD-165 - STAND-BY RANGE

400/230 V - THREE-PHASE | 1.500 R.P.M. | 50 Hz

DSE 6020 MKII AUTOMATIC CONTROL PANEL WITH AMF/ATS PANEL

V2

5. PROTECTIONS

MAGNETO. PROTECTION (A)	EARTH LEAK PROTECTION	DISTRIBUTION	AMF/ATS PANEL
250A, 4P	Opcional	Direct from circuit breaker	260

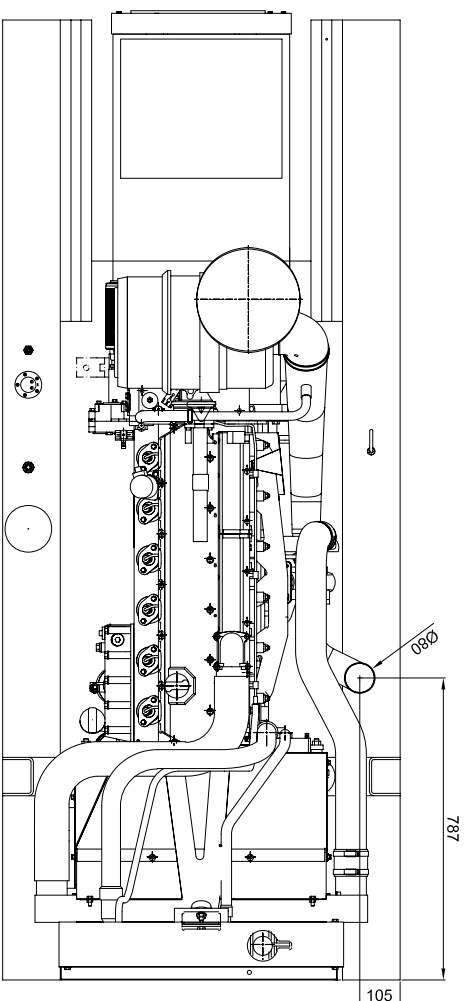
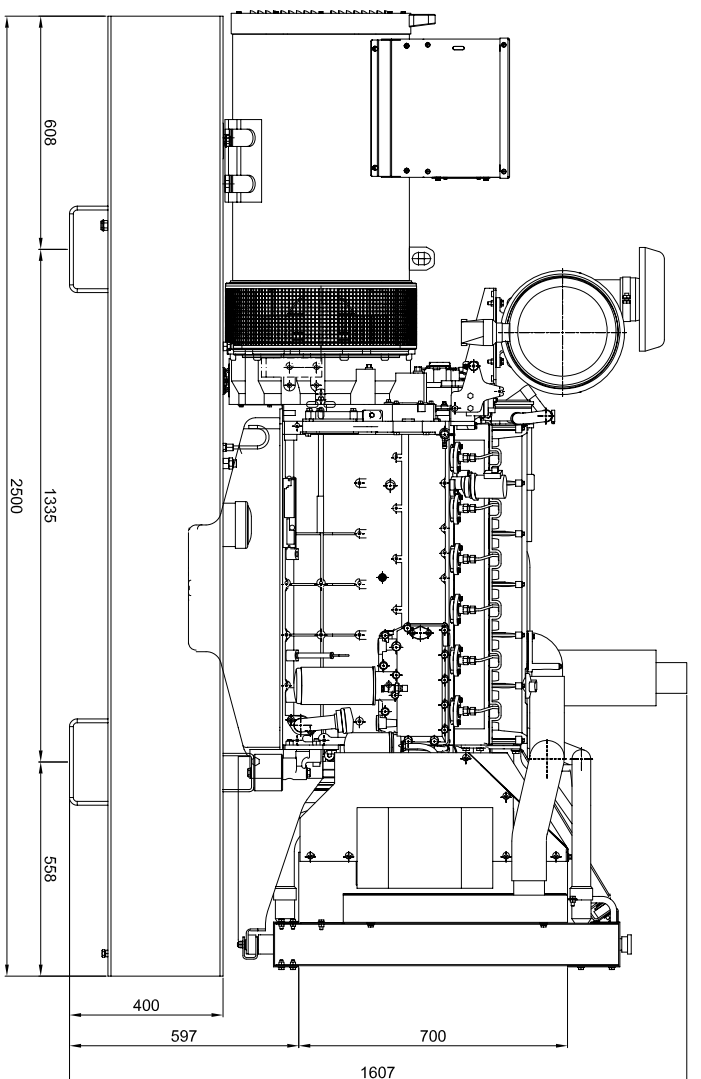
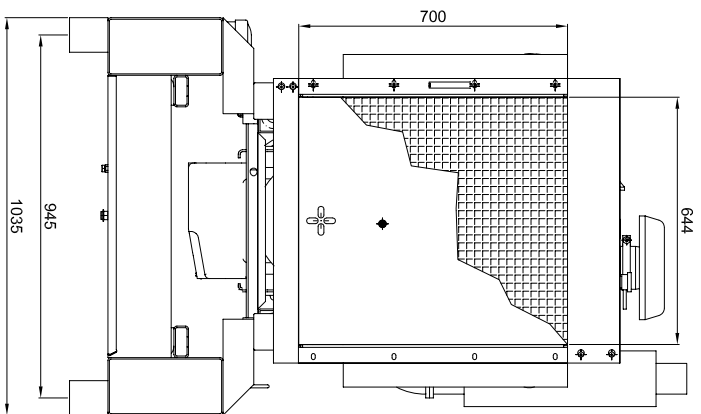
V1 PREWIRED VERSION FOR AMF

V2 GENSETS WITH AMF/ATS PANEL AND 4 POLE CIRCUIT BREAKER

V3 GENSET WITH AMF CONTROL PANEL BUT WITHOUT ATS PANEL AND SEPARATED ATS PANEL

ELECTRO EXIM SRL

ELECTRO EXIM SRL
 21 Ialomicioarei St., sector 1, code 011277, BUCHAREST - ROMANIA
 Phone: 0040 21 2231347 - 0040 744 755 390 - FAX: 0040 21 2231201
 E-mail: office@electroexim.com - Web: www.electroexim.ro



		<p>Las tolerancias a menos de espesores de dibujo, a de los dibujos, se aplican a los espesores de los materiales. Los dibujos se aplican a los espesores de los materiales. Los dibujos se aplican a los espesores de los materiales. Los dibujos se aplican a los espesores de los materiales.</p>	
<p>MODIFICADO</p>		<p>MATERIAL</p>	
<p>DIBUJADO</p>		<p>TOLERANCIA GENERAL</p>	
<p>COMPROBADO</p>		<p>mm</p>	
<p>AL: SOLANO</p>		<p>EXPEDIENTE:</p>	
<p>12-Ago-2011</p>		<p>Nº MOD.</p>	
<p>12-Ago-2011</p>		<p>Nº PLANO</p>	
<p>EXPEDIENTE:</p>		<p>MARCA</p>	
<p>G.E. EST-STD 150 Kva DEUTZ</p>		<p></p>	
<p>DENOMINACION:</p>		<p></p>	
<p>G.E. EST-STD 150 Kva DEUTZ</p>		<p></p>	
<p>DIMENSIONES GENERALES</p>		<p></p>	
<p>ESCALA</p>		<p></p>	

PROYECTO: G.E. EST-STD 150 Kva DEUTZ (AGUA)

CAPACIDAD DE DEPOSITO = 236 L.TS

